

- *Implement*
- *Grain Equipment*
- *Buildings*

LODERMEIER'S

Located in Goodhue, MN • 651-923-4441

2024 PROJECTS 2025 ISSUE

PUBLISHED SINCE 1971



lodermeiers.net



PARTNERING WITH THE BEST BEFORE AND AFTER THE SALE





SCHROEDER FAMILY FARMS

ELLSWORTH, WI



BROCK BIN

60' DIAMETER X 92' EAVE

- 228,000 BU Capacity
- Outside ladder, cage
- Brock Tri Corr Floor, Parthenon supports
- Brock 10" powersweep w 20hp motor
- 24" 7.5Hp low sp centrifugal fans
- 6th Ring side draw
- Hinged load out spout, stairway access

LEMAR TOWER

HEAVY SUPPORT TOWER

- 2 Legs, 6'
- Lemar handrail truss catwalk
- Brock 9x13 conveyor



MC D2400H

MIXED FLOW GRAIN DRYER

- 460 Volt 3ph power cabinets and soft starts
- LP gas train w internal vaporizers
- Dual upper service catwalk
- Dual 20/20 Pinnacle touch screen
- Quiet low sp centrifugal fans

INCREASE YOUR STORAGE



651-923-4441
GOODHUE, MN
WWW.LODERMEIERS.NET

Quality Equipment

ON YOUR FARM

AGI Hutchinson manufactures quality products, including portable and stationary grain handling equipment, augers, chain & paddle conveyors, belt conveyors, loop systems, bin unloads and custom augers.
For more information, visit aggrowth.com/hutchinson



lodermeiers.net
Goodhue, MN



aggrowth.com

AGI HUTCHINSON

AG PARTNERS

PINE ISLAND, MN



BROCK 78' BIN
360,000 BU CAPACITY

BROCK 78' BIN
360,000 BU CAPACITY

ELEVATORS
3 BROCK GRAIN ELEVATORS



DRAG CONVEYORS
5 BROCK EASY-FLO CONVEYORS

BROCK HOPPER BIN
15' + 19 RING BIN FOR TRUCK LOADOUT
LEMAR SUPER STRUCTURE UNDERNEATH

PRAIRIELAND MILLWRIGHT
BIN GATOR PADDLE SWEEPS FOR ZERO BIN ENTRY

LEMAR
TOWERS & CATWALKS

LODERMEIER'S
ELECTRICAL BUILDING

GRAIN DUMP
CONTROL ROOM



**Your Ideal
Soil Profile
Starts Here.**

The Great Plains
Terra-Max®
offers in-field
versatility to
match your soil's
diverse needs.

Engineered to level soil,
eliminate ruts, size and
bury residue, and control
chemical-resistant weeds,
this variable-intensity,
hybrid tillage tool is
your soil management
solution for all seasons.



Visit your local dealer or
GreatPlainsAg.com
to learn more.

SCHLAGEL

**EQUIPMENT THAT
REALLY MOVES**



1.800.328.8002
www.schlagel.com

MANUFACTURERS OF INNOVATIVE
MATERIAL HANDLING EQUIPMENT SINCE 1957

491 North Emerson Street
Cambridge MN 55008-1316 U.S.A.

Sales and
Service by:



lodermeiers.net
Goodhue, MN
651-923-4441



651-923-4441
www.lodermeiers.net
Goodhue, MN



GRAIN SITE SPECIALISTS

MathewsCompany.com

DELTA SERIES
with SmartFlow™ technology

QUIET DRYING

HIGH GRAIN QUALITY

ZERO SCREENS TO CLEAN



PINNACLE 2020
CONTROL SYSTEM



MC Trax
Remote Control

DOUG & NICK FRIES NORWALK, WI



MC D900H MIXED FLOW GRAIN DRYER

- Dual upper service catwalk
- Dual 20/20 Pinnacle touch screen
- Accu-Dry moisture controls
- Quiet low speed centrifugal fans
- Garner hopper filling
- High efficiency burners
- MC 1212 conveyor unload
- 36" Leg supports

BROCK TOWER

- Galvanized
- Wrap around staircase

MC LEG

- 8,000 BPH Galvanized leg
- 50HP Motor, Dodge gearbox

MC DISTRIBUTOR

CONTROL PANEL FOR DRYER, AIR SYSTEM, LEG



JPS AIR SYSTEM

- JPS 6" x 50HP Vari-Air
- Blower on skid
- Airlock on skid





GRAIN SITE SPECIALISTS

MathewsCompany.com

 **ECO SERIES**

GREAT VALUE

EFFICIENT

COMPACT



PINNACLE 2020
CONTROL SYSTEM



MC Trax
Remote Control

KRAMER FARMS HAYFIELD, MN



MC D2400H MIXED FLOW GRAIN DRYER

- Dual upper service catwalk
- Dual 20/20 Pinnacle touch screen
- MC Trax for remote operation
- Accu-Dry moisture controls
- Quiet low sp centrifugal fans
- Garner hopper filling, high efficiency burners
- MC 1212 conveyor unload

BROCK BIN 27' DIAMETER X 36 RING

- 33,025 BU Capacity
- ShurStep stairway, roof handrail
- Commercial 30,000# roof
- Brock Tri Corr Floor, Parthenon supports
- Brock 10" Series 1500 powersweep
- Brock 10 hp 460 volt centrifugal fan

BROCK DUMP PIT

- 15,000 BPH drag conveyor
- 9'6" Bypass inlet/grating
- Easy-Glide return rails

LEMAR TOWER

LEMAR 12' X 12' X 120'

- Hot dipped galvanized tower
- 12'x12' interior platforms
- 28' of ladder/cage

BROCK 120' X 15,000 BPH

- Galvanized wet leg
- Stainless steel support channels
- Rack/pinion slide gates
- 75hp motor, Dodge gearbox
- 4 Hole 18" flatback distributor

BROCK 120' X 5,000 BPH

- Galvanized dry leg
- Stainless steel support channels
- Rack/pinion slide gates
- 25hp motor and Dodge gearbox
- 4 Hole 10" flatback distributor

DRYER CONVEYOR

- Galvanized Brock EF1213
- 3HP Motor, Dodge gearbox
- Easy-Glide return rails

BIN FILL CONVEYOR

- Lemar series B hot dipped catwalk
- Brock EF1213 conveyor
- 5,000 BPH cap
- 5HP Motor, Dodge gearbox
- Easy-Glide return rails

TIM HOWIE

DENNISON, MN



MC E700

MIXED FLOW DRYER

- 36" Leg supports
- Dual upper service catwalk
- Dual Pinnacle 20/20 touch screen controls
- 40HP quiet low speed centrifugal fan
- Aluminum outside screens
- High voltage cabinet VFD to convert 1ph to 3ph power



MIKE DORWIN

WOODVILLE, WI

60' X 62'

COMMERCIAL BROCK BIN

158,474 BUSHEL CAPACITY



- ShurStep stairway, roof handrail
- Brock Tri Corr floor, Parthenon floor supports
- Brock 10" Series 1500 powersweep
- Brock 30hp 3ph 230 volt high sp centrifugal fans (2)
- 5th ring sidedraw, ShurStep stairway
- Brock 45' x 3500 bph T1000 grain pump



DOUBLE N FARMS

PLUM CITY, WI



MC E700

CONTINUOUS FLOW DRYER

- 230 Volt single phase input with JPS VFD for single phase conversion
- Dual upper service catwalk
- Dual 20/20 Pinnacle touch screen controls
- MC Trax for remote monitoring
- Accu-Dry moisture controls



GRAIN SITE SPECIALISTS

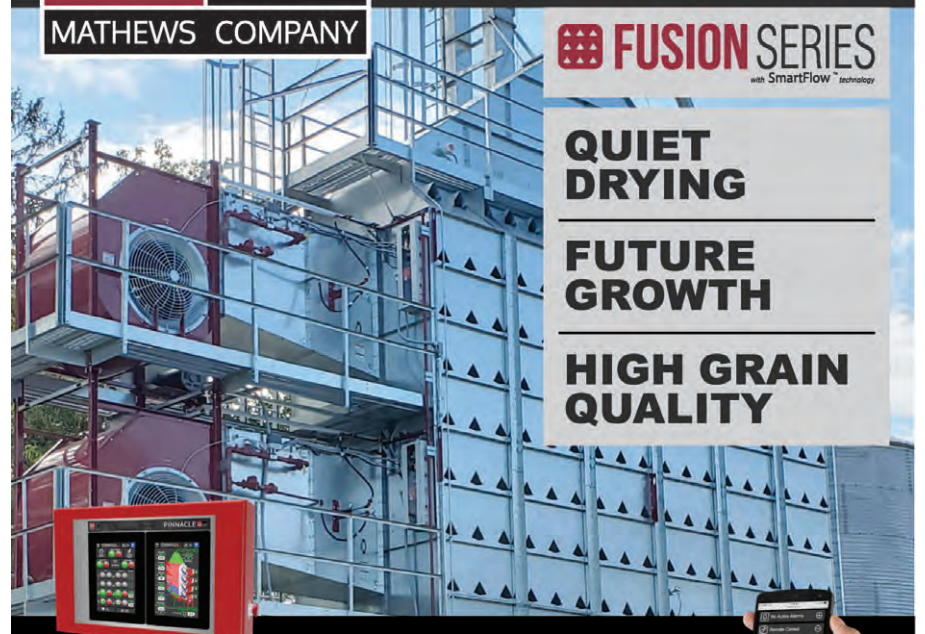
MathewsCompany.com



QUIET DRYING

FUTURE GROWTH

HIGH GRAIN QUALITY



PINNACLE 20/20
CONTROL SYSTEM



FETZER FARMS

ELMWOOD, WI

BROCK BIN 48X51

- 83, 036 BU Capacity
- ShurStep stairway, roof handrail
- Brock Tri Corr floor
- Parthenon floor supports
- Brock 10" Series 1500 powersweep
- Brock 20hp low sp centrifugal fan
- 5th ring sidedraw, ShurStep stairway



MC D900H MIXED FLOW DRYER

- Garner hopper fill
- Dual upper service catwalk
- Dual Pinnacle 20/20 touch screen controls
- Accu-Dry moisture controls
- MC Trax for remote monitoring
- MC 3,600 bph galvanized leg
- JPS 5" x 40hp air system



JOSH OLSON

CANNON FALLS, MN



MC E600

- LP internal vaporizers
- Dual upper service catwalks
- Low speed, centrifugal fan for quiet drying
- VFD to convert 1ph power to 3ph power
- Aluminum outer screens
- Dual 20/20 pinnacle touch screen controls
- Tru-Dry and Accu-Dry moisture controls



GRAIN SITE SPECIALISTS

MathewsCompany.com

MODULAR TOWER SERIES

MAX EFFICIENCY

HIGH CAPACITY

BUILT TO LAST




PINNACLE 20/20 CONTROL SYSTEM



PRAIRIE GRAIN

CAMERON, WI



MC D2400H MIXED FLOW DRYER

- Fire Eye ignition system
- Dual upper service catwalk
- Dual Pinnacle 20/20 touch screen controls
- Accu-Dry moisture controls
- Brock EF1213 galvanized drag conveyor
- AR bottom and side liners
- MC 75' x 5000 BPH galvanized grain leg



HILGER FARMS

BLOOMER, WI

91,976 BUSHELS

60' X 62'

MC 101375

CONTINUOUS FLOW TOWER DRYER

- Fireeye flame controllers
- Dual Pinnacle 20/20 touch screen controls
- Accu-Dry moisture controls
- MC Trax for remote monitoring
- Low speed centrifugal fan
- Brock EF0911 conveyor, 5,000 bph cap
- AR bottom and side liners

COMMERCIAL BROCK BIN

- ShurStep stairway, roof handrail
- Commercial flat top roof, handrail
- Brock Tri Corr floor, Parthenon floor supports
- Brock 10" Series 1500 powersweep
- Brock 30hp 3ph low sp centrifugal fan
- 5th ring sidedraw, ShurStep stairway
- Brock EF1213 x 40ft conveyor

WARRIOR HOPPER BIN

- 24' Brock EF0911 Conveyor
- 5,000 bph capacity, AR bottom/side liners




JEFF PLEGGENKUHLE

WAUCOMA, IA

MC D1200H

MIXED FLOW DRYER

- 4' Leg supports
- Dual upper service catwalk
- Low speed, inline centrifugal fan
- Garner Hopper filling, ladder, & platform
- Dual Pinnacle 20/20 touch screen controls
- Accu-Dry moisture controls
- Sukup 8" x 40' double run




ROSTAD FARMS


ZUMBROTA, MN

MC D1200H

MIXED FLOW DRYER



- 36" Leg supports
- Garner hopper fill
- Dual upper service catwalk
- Quiet low speed, centrifugal fans
- Dual Pinnacle 20/20 touch screen controls
- Accu-Dry moisture controls
- Brock T1000 x 8" grain pump



POESCHEL FARMS

DURAND, WI

MC E700


CONTINUOUS FLOW DRYER

- Dual upper service catwalk
- Dual 20/20 Pinnacle touch screen
- MC Trax for remote operation
- Accu-Dry moisture controls

BROCK BIN

24' DIAMETER X 26' EAVE

- 10,167 BU Capacity
- ShurStep stairway, roof handrail
- Brock Tri Corr Floor
- Parthenon floor supports
- Brock 8" Series 1500 powersweep
- Brock 3 hp, low sp centrifugal fan



BROCK BIN

48' DIAMETER X 40' EAVE

- 66,275 BU Capacity
- ShurStep stairway, roof handrail
- 4 Panel commercial roof
- Brock Tri Corr Floor, Parthenon supports
- Brock 10" Series 1500 powersweep
- Brock 15 hp, low sp centrifugal fan

JPS 5" VARIAR

GRAIN CONVEYING SYSTEM

- VariAir control panel
- Variable frequency drive

LODERMEIER'S BUILDING

10' x 16' w Overhead & service door

NATHAN SEARS

ELLSWORTH, WI

MC D2400H MIXED FLOW DRYER



- 3 MC EF1213 Conveyers
- EZ glide return rails
- AR bottom & side liners
- Gravity fill hopper
- Dual upper service catwalk
- Dual Pinnacle 20/20 touch screen controls
- MC Trax for remote monitoring
- MC 30" x 75' leg w 20hp motor
- Accu-Dry moisture control



LODERMEIER'S INC.

ORDER YOUR 2025 GRAIN EQUIPMENT TODAY



CONTACT US

651-923-4441
info@lodermeiers.net
GOODHUE, MN



Grain Dryer Specialist



TRIPLE J VENTURES

MAPLETON, MN

FUSION F660 MIXED FLOW DRYER

- 36" Leg supports
- Dual upper service catwalk
- Dual Pinnacle 20/20 touch screen controls
- MC Trax for remote operation of dryer
- Garner hopper filling
- Accu-Dry moisture controls



651-923-4441 www.lodermeiers.net



ACCOMPLISH MORE WITH BOBCAT EQUIPMENT.



Bobcat

One Tough Animal.

Visit our dealership to find the right Bobcat® equipment for your job.



- Implement
- Grain Equipment
- Buildings

651-923-4441
www.lodermeiers.net
Goodhue, MN

Bobcat®, the Bobcat logo and the colors of the Bobcat machine are registered trademarks of Bobcat Company in the United States and various other countries. ©2021 Bobcat Company. All rights reserved. | 13674627



“Your Professional Concrete Supplier”

Give us a call and let our professionals help you with your project.

LOCATIONS TO SERVE YOU IN:

Zumbrota	732-5801	Dover	932-4020
Rochester	289-4022	Dodge Center	374-2565
Austin	437-8998	Stewartville	533-8809
Chatfield	932-4020	Builders Sand	288-3485



SPECIALIZING IN: Customer Service • Value Added Products • Concrete Pumping

RIDGE®

PEAK PREMIUM PERFORMANCE

Kawasaki

Let the Good Times Roll®



RIDGE® side x sides are built for advanced work and play. Experience off-roading like never before with game-changing performance and premium automotive-inspired features.

- **New Kawasaki-Built 999cc, 92 HP*, In-Line Four-Cylinder Engine**
- **Factory Standard Full Cab w/ Heating, Ventilation & Air Conditioning (HVAC Models)**
- **On-The-Fly Electrically Selectable 4WD & Rear Differential Lock**

*This vehicle's HP was measured according to ISO standard 4106. This ISO standard measures HP differently than the SAE standards by which the horsepower of many cars is measured, and as a result the referenced HP measurement may be higher than if it were measured by an SAE standard. WARN® VRX 45, the WARN logo and THE RED HOOK STRAP are registered trademarks of Warn Industries, Inc.

Lodermeier's Inc.

38241 Cty 6 Blvd
Goodhue, MN 55027
www.lodermeiers.net
651-923-4441



KAWASAKI CARES: Read Owner's Manual and all on-product warnings. Warning: The RIDGE® side x side can be hazardous to operate. For your safety: Always wear a helmet, eye protection and protective clothing. Never operate under the influence of drugs or alcohol. Avoid excessive speeds and stunt driving. Be extra careful on difficult terrain. Protect the environment. The Kawasaki RIDGE side x side is an off-highway vehicle only, and is not designed, equipped or manufactured for use on public streets, roads or highways.
2024 Kawasaki Motors Corp., U.S.A.

Scan with camera
to view videos,
key features
and more.



ADAM GRANER KELLOGG, MN



5,500 BU Capacity

01 BROCK WET HOLDING BIN

18' Diameter x 8 Ring
Outside ladder, cage
16" Rack and pinion gate

02 JPS VARI-AIR GRAIN CONVEYING SYSTEM

30HP, Indoor panel w VFD for single phase conversion

03 LODERMEIER'S ELECTRIC BUILDING


10 x 16

BLAHA FARMS NEW AUBURN, WI



01 MC 1200H MIXED FLOW DRYER

Garner hopper fill
Dual upper service catwalks
Dual Pinnacle 20/20
Touchscreen Controls
AccuDry moisture controls



02 JPS VARI-AIR GRAIN CONVEYING SYSTEM

5" x 40HP

03 JPS CONTROL CENTER

Single phase conversion control center for dryer & air system

HILDEBRANDT ENTERPRISES PRESCOTT, WI



01 MC E700 CONTINUOUS FLOW DRYER

Quiet centrifugal fan
Aluminum outer screens
Dual Pinnacle 20/20 Touchscreen Controls
AccuDry moisture controls

02 JPS VARI-AIR BLOWING AIR SYSTEM

5" x 40HP 460 Volt
Indoor Controls

Vari-Air

Vari-able Speed Grain Conveying Systems
Complete Systems—Controls—Accessories
Designed for Agricultural Applications

•Implement
•Grain Equipment
•Buildings
LODERMEIER'S

lodermeiers.net
Goodhue, MN
651-923-4441

VARI-AIR DESIGN—TRI LOBE

- Less than 1/2 the noise than a twin lobe
- Less than 1/2 the blower rpm than twin
- Less back pressure spikes for longer lifetime
- 3 lobes delivers more air than 2 lobes
- Steady air flow with 3 lobes
- PSI Control for precise load control
- Variable Frequency Drives for efficient operation
- Customization available on every system
- Installation Services
- Factory Trained Support Staff
- Innovative Accessories
- Complete Parts Availability
- UL/ETL Listed Control Panels
- 24/7 Support on all products
- 4" to 12" Blower Systems Available



GARY HINRICHS RED WING, MN

01 BROCK STIFFENED GRAIN BIN

- *42' Diameter x 14 tiers
- *62,157 BU capacity
- *5th Tier side discharge
- *Platform & Shur-Steps
- *Shur-step outside stairway
- *Aeration floor, 27" centrifugal Fan
- *Brock 10" unload
- *1500 Series power sweep



02 JPS VARI-AIR BLOWER SYSTEM

- *5" 40hp, 3ph 230v system
- *Tri-Lobe quiet blower
- *Lower operating RPM
- *VFD/PSI controlling

MIKE JACKSON BARRON, WI



01 MC E700 CONTINUOUS FLOW DRYER

- Dual upper service walkways
- Aluminum outer screens
- Dual Pinnacle 20/20 touchscreen controls
- MC Trax for remote monitoring
- AccuDry moisture controls

02 JPS VARI-AIR GRAIN CONVEYING SYSTEM

- 5" Piped to two bins x 40HP
- VFD and line reactor



- 50 Ton - 204' height
- 60 Ton - 165' height
- 40 Ton - 200' height
- 36 Ton - 180' height
- 35 Ton - 160' height
- 32 Ton - 160' height

CRANE SERVICE

with certified crane operators by NCCCO



•Implement
•Grain Equipment
•Buildings
LODERMEIER'S

lodermeiers.net
Goodhue, MN
651-923-4441

LOWELL MUELLER LEWISTON, MN



4,944 BU Capacity

01 BROCK WET HOLDING BIN

- 18' Diameter x 7 Ring
- Outside ladder, cage
- Rack and pinion gate

02 KANSUN, USED CONTINUOUS FLOW DRYER

8-17-15

03 AIR SYSTEM USED DMC 4"

STEFFEN FARMS PARTNERSHIP OGILVIE, MN

01 MC 480X MIXED FLOW DRYER

230 Volt single phase
Dual upper service catwalk
Garner hopper filling
Dual Pinnacle 20/20 touchscreen controls
MC Trax for remote monitoring
AccuDry moisture controls



02 MC GRAIN LEG GALVANIZED

55' x 3500 BPH

03 JPS 40 HP AIR SYSTEM

Variable frequency drive
Indoor controls

STEVE WERNER HAMPTON, MN

01 BROCK STIFFENED GRAIN BIN

- *42' diameter x 15 tiers
- *Shur-Step outside stairway
- *5th Tier side discharge
- *Platform & Shur-Steps
- *Aeration floor, 27" centrifugal fan
- *Brock 8" unload
- *1500 Series power sweep

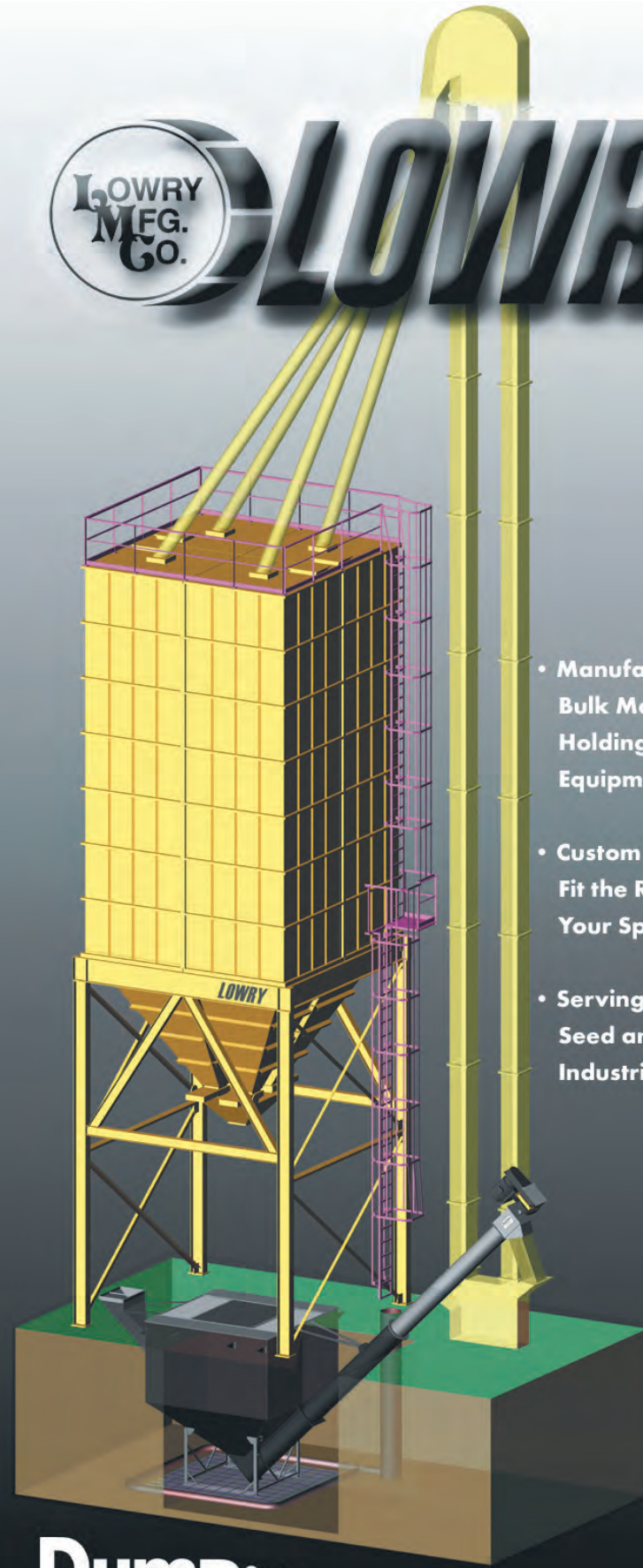


02 JPS VARI-AIR BLOWER SYSTEM

- *5" 30hp, 230v system
- *Tri-Lobe quiet blower
- *Lower operating RPM
- *VFD/PSI controlling
- *No more roof augers



LOWRY



- Manufacturer of Quality Bulk Material, Receiving, Holding, and Dispatching Equipment
- Custom Engineered to Fit the Requirements of Your Specific Facility
- Serving the Grain, Feed, Seed and Plastics Industries Since 1972

Dumpit



LYLE DICKE
GOODHUE, MN

SCHULD 30 TON FEED BIN

- 10 x 15
- Outside ladder
- Ground operated lid
- Slide gate
- 8" Auger tailpiece
- 8" Auger w 7.5hp motor

**DENNIS & BILL
DIERCKS**
GOODHUE, MN

2900 BUSHEL BROCK BIN

- Brock 15' Diameter x 5 Ring
- Outside ladder, cage
- 2 Roof vents



GLEANER®

BETTER HARVESTS

THAT'S GLEANER
TO A



GLEANER T SERIES COMBINES

Achieve the harvest results you've been dreaming of with the Gleaner® T Series combine. Precision-engineered to a T for unmatched performance, functionality and reliability. This machine works as hard as you do, while staying light weight to save fuel and protect your soil from compaction. It's gentle on your grain, too, with the Natural Flow processor that minimizes grain damage and keeps your bin free of fine and foreign material.

▶ ACHIEVE
BETTER

FIND THE GLEANER T SERIES AT
gleanercombines.com
or visit [DEALER NAME].



651-923-4441
www.lodermeiers.net
Goodhue, MN



©2025 AGCO Corporation. Gleaner is a brand of AGCO Corporation. AGCO and Gleaner are trademarks of AGCO. All rights reserved.


GL24TLK001FC



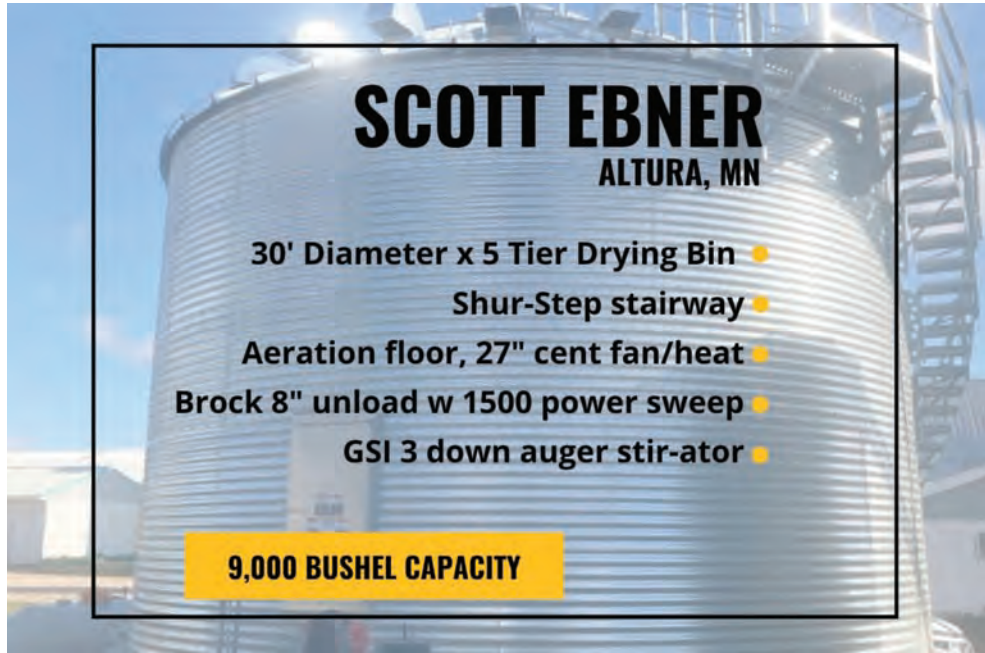
THANK YOU

From All Of Us At
Lodermeier's, Inc.

Your trust, loyalty, and support mean the world to us. We are committed to providing high quality products with excellent service. Choosing us to serve you is one of the greatest compliments and we are deeply grateful for that. To our customers, friends, and neighbors-thank you for being part of our journey!







SCOTT EBNER
ALTURA, MN

- 30' Diameter x 5 Tier Drying Bin
- Shur-Step stairway
- Aeration floor, 27" cent fan/heat
- Brock 8" unload w 1500 power sweep
- GSI 3 down auger stir-ator

9,000 BUSHEL CAPACITY



DICK FORSELL
GOODHUE, MN

SCHULD 4.2 TON FEED BIN

- Spring away ground operated lid
- Outside ladder
- Free flow boot
- 6" Auger tailpiece for 6" auger




MASSEY FERGUSON

**THE VOICE OF FARMERS.
THE ROAR OF MASSEY FERGUSON.**

The Massey Ferguson® 8S Series tractors started with a blank slate and customer input. With feedback from farmers like you, Massey Ferguson raised the bar. When you have the Massey Ferguson 8S Series on your farm, the work just gets done, no questions asked.

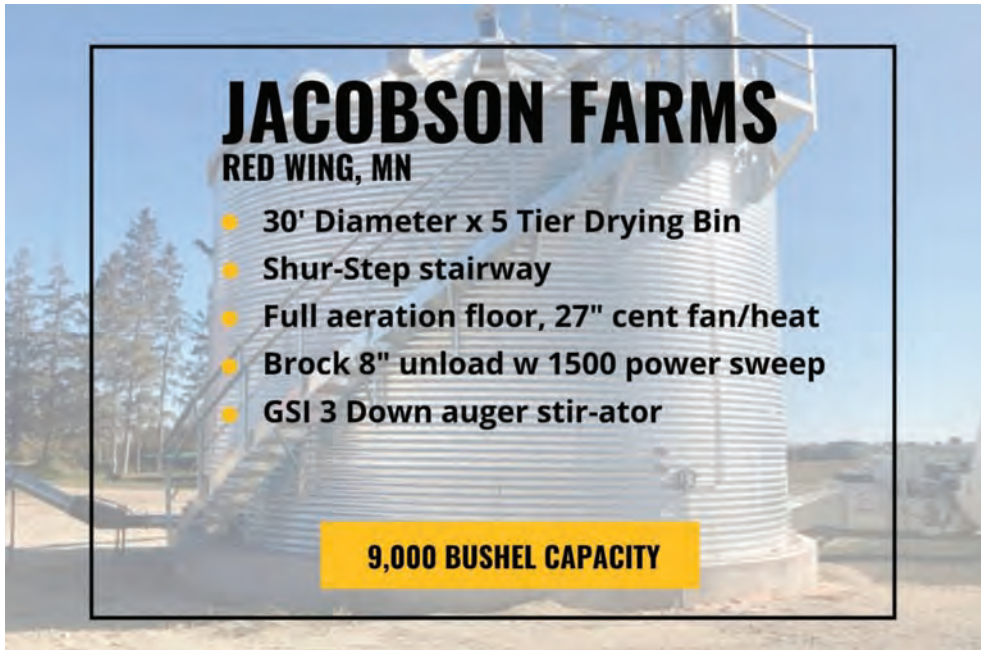
BORN TO **FARM**

Check out the MF 8S Series today at www.masseyferguson.us, or visit your Massey Ferguson dealer.



651-923-4441
www.lodermeiers.net
Goodhue, MN





JACOBSON FARMS
RED WING, MN


- 30' Diameter x 5 Tier Drying Bin
- Shur-Step stairway
- Full aeration floor, 27" cent fan/heat
- Brock 8" unload w 1500 power sweep
- GSI 3 Down auger stir-ator

9,000 BUSHEL CAPACITY

GENE KNOTT KENYON, MN

- 42' Diameter x 48' Eave
- Outside ladder, roof handrail
- Brock Tri Corr floor
- Brock 1500 series powersweep
- Brock 15hp 1ph low speed fan
- ShurStep stairway
- 5th Ring sidedraw

58,672 BUSHEL BROCK BIN




**BETTER YIELDS
START IN THE PLANTER.**

When the conditions are perfect, you need a planter that's ready to strike. Massey Ferguson® Planters combine precision, dependability and performance to make every year better than your last.

BORN TO FARM

Check out the Massey Ferguson Planter at www.masseyferguson.us, or visit your Massey Ferguson dealer.



- Implement
- Grain Equipment
- Buildings

651-923-4441
www.lodermeiers.net
Goodhue, MN





PEINE BROS LLP HAMPTON, MN


- 36' Diameter x 12 Tiers
- Shur-Step outside stairway
- 5th Tier side discharge
- Platform & Shur-Steps
- Aeration floor, 27" centrifugal fan
- Brock 10" unload
- 1500 Series power sweep

42,645 BUSHEL BROCK BIN

JOHN NELSEN RICE LAKE, WI

- Brock 48' Diameter x 12 Tier
- Shur-Step outside stairway
- Aeration floor w two 27" fans
- Brock 8" unload
- 1500 Series power sweep

71,862 BUSHEL BROCK BIN



VERSATILE

Versatile four-wheel drives are known for their ability to put power to the ground. The four-wheel drive continues to be a class leader in the market and combines easy service with the unmatched performance of a Cummins engine and Cat® transmission.

www.versatile-ag.com

• Implement
• Grain Equipment
• Buildings
LODERMEIER'S

651-923-4441
www.lodermeiers.net
Goodhue, MN



SCHRIMPF FAMILY FARMS

GOODHUE, MN

SCHULD 30 TON FEED BIN

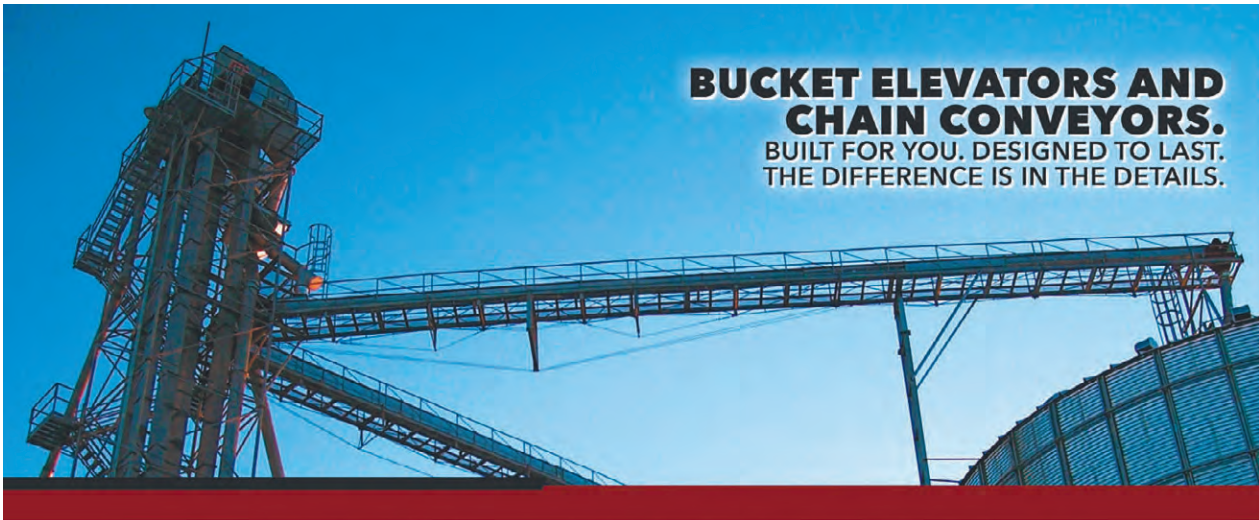
- 10 x 15
- Galvanized Construction
- Hopper access door/ladder
- Ground operated lid
- 8" Auger with 5hp motor

GERALD SIEWERT

RICE LAKE, WI

- 42' Diameter x 9 Tiers Stiffened Bin
- Shur-Step Outside Stairway
- Aeration Floor, 24" Centrifugal Fan
- Brock 8" Unload
- 1500 Series Power Sweep

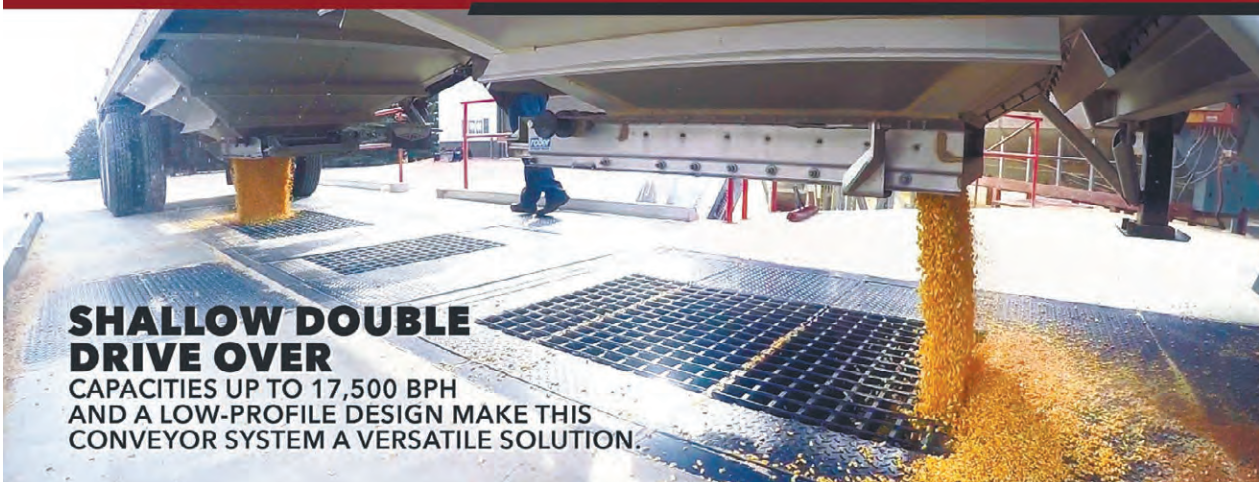
41,564 BUSHEL BROCK BIN



**BUCKET ELEVATORS AND
CHAIN CONVEYORS.**
BUILT FOR YOU. DESIGNED TO LAST.
THE DIFFERENCE IS IN THE DETAILS.

GRAIN HANDLING SOLUTIONS

CONTACT LODERMEIER'S INC FOR ALL YOUR GRAIN HANDLING NEEDS, BIG OR SMALL.



SHALLOW DOUBLE DRIVE OVER

CAPACITIES UP TO 17,500 BPH
AND A LOW-PROFILE DESIGN MAKE THIS
CONVEYOR SYSTEM A VERSATILE SOLUTION.

SINCE 1888

Sudenga
INDUSTRIES, INC.

WWW.SUDENGA.COM



• Implement
• Grain Equipment
• Buildings

LODERMEIER'S

LODERMEIER'S INC.
651-923-4441

38241 COUNTY 6 BLVD
GOODHUE, MN 55027

WWW.LODERMEIERS.NET

AN AUTHORIZED SUDENGA DEALER



Move Grain Better

The MKX Series features over 75 proven performance enhancements including advanced ease-of-use, serviceability and maximum capacity while providing you with everything you've come to expect from your favorite auger.

For more information, visit aggrowth.com/westfield

aggrowth.com

AGI WESTFIELD



REM

The REM GrainVac VRX & VR12 are available with a wide assortment of accessories to make your job faster, easier and now cleaner with the REM Dust Collector. The Dust Collector keeps you and your farm yard clear of dust and debris. Contact your REM dealer for more information.

VRX Features:

- 49' standard hose length
- Up to 6,000 bph
- 85 HP requirement

VR12 Features:

- 52' standard hose length
- Up to 10,000 bph
- 130 HP requirement

877.667.7421 | grainvac.com

AGI
AG GROWTH INTERNATIONAL

- **Implement**
- **Grain Equipment**
- **Buildings**

LODERMEIER'S

651-923-4441
www.lodermeiers.net
Goodhue, MN



PAUL STRAND KENYON, MN

- Brock 42' Diameter x 15 Tiers
- Shur-Step outside stairway
- 5th Tier side discharge
- Platform & Shur-steps
- Aeration floor, 24" Cent Fan
- Brock 10" Unload,
- 1500 Power Sweep

67,226 BUSHEL BROCK BIN

PRODUCT SPOTLIGHT

THE MIGHTY MINI

SOLD AT LODERMEIER'S

EASILY UNPLUG YOUR GRAIN BIN FROM THE SAFETY OF YOUR TRACTOR SEAT WITH A MIGHTY MINI FROM SUMP SAVER!

Breaks Up Blockages In Seconds
Saves you time, money, and could save you a service call

Order Yours Today



Effortlessly slices and crushes obstacles approaching the grain sump, safely restoring grain flow without ever stepping foot inside the bin

CALL TROY FOR DETAILS

www.lodermeiers.net
651-923-4441

For Systems Large or Small We have it all



The Shivers Performance System delivers maximum grain drying capacity using the most advanced, energy efficient products and tools on the market today.

SHIVERS®

If you are looking for **CAPACITY**, **QUALITY**, and **CONTROL**, Shivers Grain Drying Equipment is exactly what you need. Whether you need to dry 20,000 or 200,000 bushels, we can get it done.

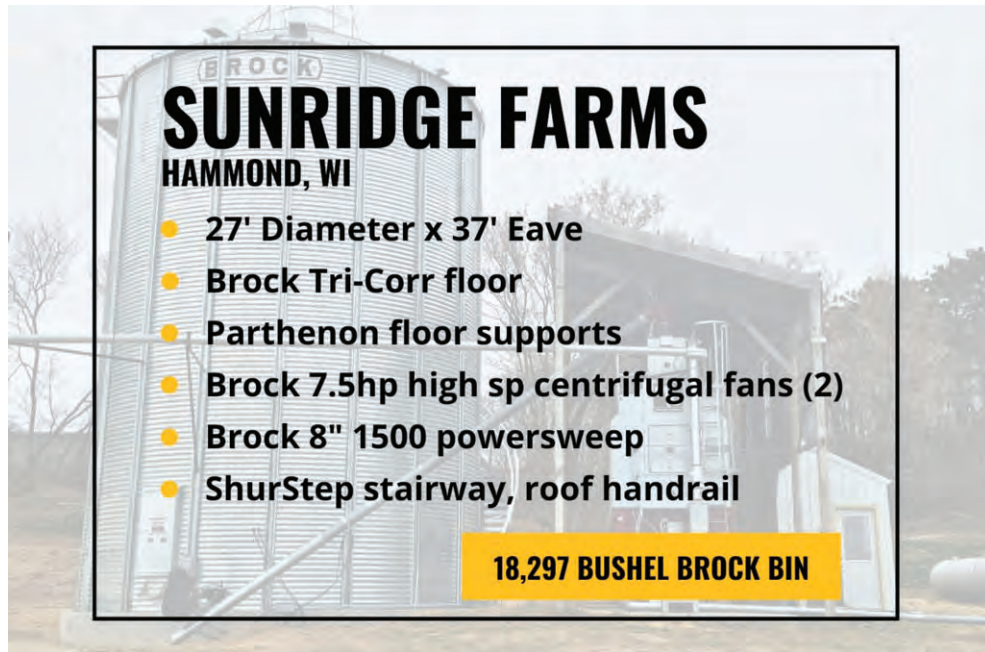
NOBODY DRIES LIKE US.

- Implement
- Grain Equipment
- Buildings

LODERMEIER'S

lodermeiers.net
Goodhue, MN
651-923-4441





SUNRIDGE FARMS

HAMMOND, WI

- 27' Diameter x 37' Eave
- Brock Tri-Corr floor
- Parthenon floor supports
- Brock 7.5hp high sp centrifugal fans (2)
- Brock 8" 1500 powersweep
- ShurStep stairway, roof handrail


18,297 BUSHEL BROCK BIN

A&B SWANSON

HASTINGS, MN

- 33' Diameter x 33' Eave
- Brock Tri-Corr floor
- Parthenon floor supports
- Brock 10hp 3ph low sp fan
- Brock 8" 1500 powersweep
- ShurStep stairway
- Roof handrail
- Peak fillhole platform

25,081 BUSHEL BROCK BIN



JOIN US FOR OUR CUSTOMER APPRECIATION DAY

FEBRUARY 21, AT LODERMEIER'S, INC.

TAKE ADVANTAGE OF AN EXCLUSIVE PARTS DISCOUNT AND AS A THANK YOU, ENJOY LUNCH!

10 AM - 3 PM COMPLIMENTARY LUNCH SERVED

GIVEAWAY WITH ANY PAID PURCHASE

10% OFF
THE ENTIRE PARTS DEPARTMENT
 INCLUDES PARTS, GREASE,
 OIL, TOYS & CLOTHING



Preorder Your Parts Prior To February 21st
For Convenient And Fast Pick Up

LODERMEIER'S INC.
 38241 COUNTY 6 BLVD, GOODHUE, MN 55027
 651-923-4441 | www.lodermeiers.net

DAN & MATT ARENDT

MAZEPPA, MN

48' Diameter x 40' Eave
Brock Tri Corr floor
Parthenon floor supports
Brock 10" 1500 series powersweep
Brock 15hp 3ph low speed fan
ShurStep stairway
Roof handrail

66,275 BUSHEL BROCK BIN



MICHAEL TRAISSER

OSCEOLA, WI

5" x 30HP
Blower on skid w 30hp 3ph motor
Airlock on skid w 1hp 1ph motor
Variable frequency drive for single phase
to 3 phase conversion

JPS AIR SYSTEM




BOBCAT.COM

At Lodermeier's,
we look to hire hard
working, dependable, and
motivated employees.

Our employment positions include:

- Benefit package for full-time employees
- A safe and drug-free work environment
- On-the-job training

Call us or stop into the office to inquire
about current employment opportunities.



**38241 County 6 Blvd.
Goodhue • 651-923-4441**



Bobcat

One Tough Animal.

Everything we put into Bobcat® equipment is designed to make more of whatever you bring to the job. Whether it's strength, versatility, speed or agility, it's built around you.



Lodermeier's, Inc
38241 County 6 Blvd
Goodhue, MN
651-923-4441

DAN AGENTEN

GOODHUE, MN

30 X 48 X 12 POST FRAME BUILDING

Concrete foundation, 5" thick floor
48"x36" Slider windows (4), Service door
10' x 10' Insulated overhead doors (2)
29 GA Black steel panels on wall and roof



JOEL COVERT

FARIBAULT, MN

60 X 80 X 18 POST FRAME BUILDING

Overhead door with operator, 24'x16'
Insulated sliding windows, 48"x36" (8)
Steel entry doors, 36"x80" (2)
Split sliding door, 24'x16'
2' Vented eave and gable overhangs
3' Wainscot steel panels on exterior



Lodermeier's Inc.

Constructing Buildings For You

LIVESTOCK BUILDINGS-GARAGES-COMMERCIAL
MACHINERY STORAGE

Contact Us



651-923-4441
38241 CTY 6 BLVD
GOODHUE, MN
www.lodermeiers.net



Tuff Face Insulation: Superior Condensation Blanket



Our Tuff Face Insulation Blanket is a wide-width condensation blanket consisting of a white, smooth, cross laminated wall insulation blanket, designed specifically for agricultural construction in new or retrofit applications. Often, it is referred to as 'peck proof' because of its bird resistant qualities.

AMD Distribution
1021 Kasten Drive
Spring Valley, MN

YOUR LOCAL DEALER:

- Implement
- Grain Equipment
- Buildings

LODERMEIER'S
Goodhue, MN • 651-923-4441

JIM & SUE DICKE

BRULE, WI

28 X 32 X 9

STUD FRAME BUILDING

Insulated overhead door, 9'x8'
LP SmartSide board & batten siding, Emerald green
29 GA Burnish slate "crinkle finish" steel panel roof
Insulated single hung windows, 36"x48" (9)
Steel entry doors, 36" x 80" (2)
4" thick concrete slab w thickened perimeter footing



JACOBSON FARMS

RED WING, MN

14 X 18 X 8

STUD FRAME ELECTRICAL CONTROL BUILDING

4" Floating concrete slab
Steel entry door
Insulated & finished interior



58 X 58 X 14

POST FRAME BUILDING

Cattle Building Addition
Concrete foundation walls
3' Eave overhangs
Green steel panels (roof)
Red steel panels (walls)



OWNERS PURCHASED THE MATERIALS AND CONSTRUCTED BOTH BUILDING PROJECTS



Leading Manufacturer
of Building Solutions
for over 60 Years

555 Baker Ave., Winsted, MN 55395

Local (320) 485-3861

www.littfintruss.com

Littfin Truss is the
"Company You Can Build On."



JEREMY KISH

GOODHUE, MN

BUILDING UPDATED 40' X 88' X 12'



Reclad entire post frame building
Removed all of the old roof/wall steel panels
Installed new 29 ga steel panels on roof/walls
Interior full insulation and steel liner package
5" Concrete floor w drains
18'x11' & 12'x8' Insulated overhead doors
Steel entry door



RICK EASTLING & JULIE LEE

WELCH, MN

30 X 30 X 12 POST FRAME BUILDING

10' x 10' Overhead doors (2)
36" x 80" Steel entry door
Patriot red steel on walls, charcoal gray steel on roof



BUTLER® BUILDING SYSTEMS

Ideal for warehouse facilities



BUTLER

MR-24® Conventional Roof System

Superior Protection and Efficiency

The industry's #1 standing-seam metal roof system with added energy efficiency for your conventional building or reroof project.

BUTLER

MCNAMARA FAMILY FARMS

GOODHUE, MN

75 X 104 X 21 32 X 32 X 9

LADDER FRAME STYLE FARM SHOP & OFFICE

- 8' Covered office porch
- 2' Vented eave/gable overhang
- Insulated single hung, vinyl windows 36"x48" (16)
- Insulated overhead doors (4)
- 36" Cupolas w weathervanes (2)
- Spray foam insulation in walls
- Full steel liner package in shop, drywall in office space
- 6" Concrete foundation



MN AG GROUP

KASSON, MN

100 X 92 X 28 30 X 80 X 28

SHOP ADDITION

WASH BAY

BUTLER MFG ENGINEERED STEEL BUILDINGS

- New employee offices, restrooms, & breakroom
- 3 Ton overhead cranes in main shop (2)
- 28'x18' Powerlift hydraulic door
- 24'x18' Insulated overhead doors (2)



SCOTT MOORE

ZUMBROTA, MN

30 X 48 X 12 **POST FRAME BUILDING
MATERIALS PURCHASED,
OWNER CONSTRUCTED BUILDING**

- One sided open porch, 8x48
- 24" cupolas w weathervanes, 2
- Insulated slider windows, 48x36 (2)
- Steel service door
- 10x10 Insulated overhead doors (2)



MN AG GROUP

KASSON, MN

48 X 96 X 16 **POST FRAME BUILDING**

- 2' Vented eave and gable overhang
- 3' Wainscot panels on exterior
- 29 GA Bright white steel panel on wall & roof
- Steel entry doors, 36" x 80" (2)
- 6" Thick concrete floor
- 16'x14' Overhead door
- 12'x9' Overhead door



O'REILLY SHAMROCK FARMS

GOODHUE, MN

76 X 168 X 12 POST FRAME BUILDING

Free Stall Dairy Barn Addition
Curtains on sidewalls
4' Eave overhangs
76' Clear span engineered roof trusses
RV400 Ridge vents (17)



JEREMY VAIL

NORTHFIELD, MN

BUILDING UPDATED 50' X 50' X 16'

Reclad entire Butler Mfg steel building
Removed all of the old roof/wall steel panels
Installed new 26 ga PBR panels on roof/walls
Installed new fiberglass blanket insulation under roof
New steel entry door



DAVE & JOYCE NELSON

RED WING, MN

24 X 24 X 9 POST FRAME BUILDING

Overhead door with operator, 16' x 8'
Insulated sliding windows, 36" x 24" (3)
2' Vented eave overhang, 1' vented gable overhang
Concrete floor, 4" thick
Steel entry door



NININGER TOWNSHIP HALL

HASTINGS, MN

7W X 8L X 8H

COVERED TOWNSHIP HALL ENTRY

Concrete foundation walls
Installed 8' sections of hand railing





BUILD THE EXCEPTIONAL WITH QUALITY DOORS & WINDOWS

By A.J. Manufacturing



Your Source for Post Frame Doors and Windows.



Building Ideas

800.328.9448 @ www.ajdoor.com

NANCY WEST

LEWISTON, MN

BUILDING REPAIR

42' X 100' HOOP BUILDING

Removed damaged cover on hoop building

Installed a new replacement cover and all hardware



RUSH-CO RUSHMORE BUILDINGS

MANUFACTURED BY RUSH-CO

SPRINGFIELD, SD




1.866.776.5617



The new look of metal roofing and sidewall
residential | agricultural | commercial



Pro-Panel II®



Classic Rib®

The Metal Sales Advantage

Metal Sales continues to lead the industry with time-tested quality products dedicated to the residential, agricultural and commercial customer. From Pro-Panel II®, a long standing traditional exposed direct fastener roof and wall panel, to Classic Rib®, an exposed direct fastener roof and wall panel offering a variety of finish options and up to a 45 year warranty.

The advantages of metal roofing and siding are many. Faster installation, a building product that won't warp, split, crack or curl that is impervious to mold, rot, termites and pests. A wide variety of gauges, profiles, and colors offer design possibilities that are ever increasing.

Please let us show you how you too can benefit from...

The Metal Sales Advantage.

Demand Quality. Demand Metal Sales.

800.406.7387

MS Metal Sales™
metalsales.us.com

Brock Solid.

**DEPENDABLE,
SECURE
GRAIN STORAGE.**

**ORDER YOUR
GRAIN EQUIPMENT
TODAY**

Storage | Handling
Conditioning | Structures



GOODHUE, MN
WWW.LÖDERMEIERS.NET
651-923-4441

